



CHALLENGE.  
CREATE.  
OUTPERFORM.

# *TECHCARE*



# PHENOM 300

# NOISE IMPROVEMENT



The information contained herein is valid at the date of the original publication and does not cover all possible configurations. Embraer may revise this document at anytime. For the latest updates, please refer to an Embraer Sales Representative. This information is property of Embraer and cannot be used or reproduced without written permission.

Nov/2019

# NOISE IMPROVEMENTS


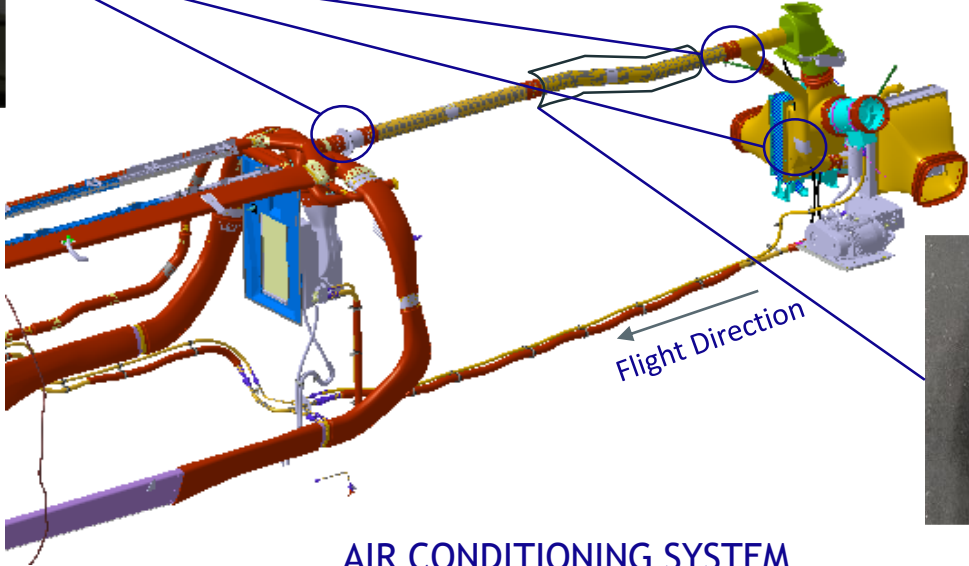
A photograph showing the interior of a private jet cabin. The cabin is brightly lit, featuring rows of white leather seats with a quilted pattern on the backrests. The seats are arranged in a 2-2 configuration. The cabin walls are white, and there are several oval-shaped windows along the side. The floor is covered with a light-colored carpet. The overall atmosphere is clean and modern.

This modification will add a new condenser muffler to air conditioning system, which improves noise reduction on ground with engines off.

Condenser fan noise was also attenuated during approach phase.

New check valves will be installed to attenuate the metallic flapping noise during approach.

# NOISE IMPROVEMENTS



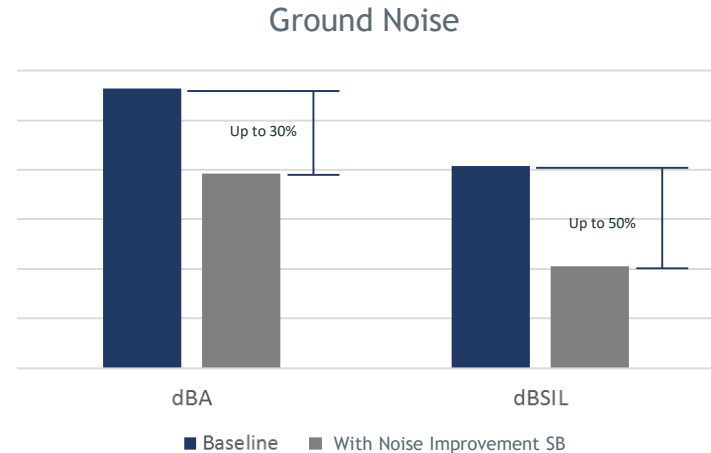
AIR CONDITIONING SYSTEM



# NOISE IMPROVEMENTS

The benefits goes up to 30% dBA and up to 50% dBSIL on noise reduction on ground with engines off and evaporators set to low mode

Metallic flapping noise was attenuated during approach

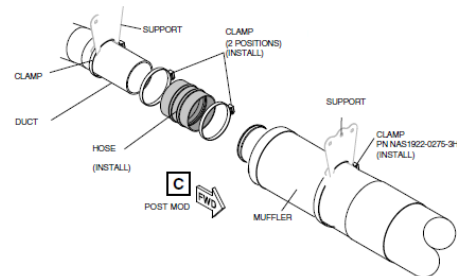
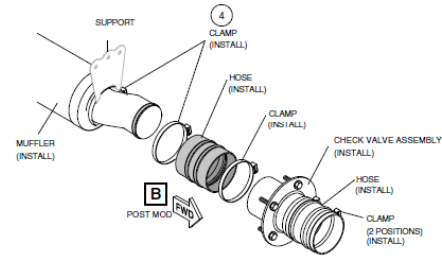
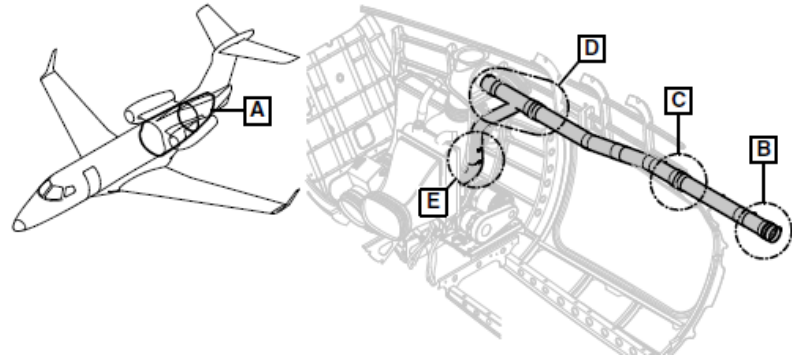


# NOISE IMPROVEMENTS

## WHAT IS THIS MODIFICATION?

*Service Bulletin 505-21-0013*

- ✓ Replacing muffler supports
- ✓ Installing fairleads (to prevent the rudder cables from contacting the new, larger muffler)
- ✓ Removing and reinstalling the aft segment of the rudder cables and elevator cables
- ✓ Replacing air conditioning duct sections
- ✓ Replacing check valves



services.embraer.com

